

European Distribution Dynamics 2021

Reassessing Growth Opportunities

OVERVIEW & METHODOLOGY

In its 11th iteration, the report features an in-depth analysis of the European fund management industry and outlines the key trends in the region's main fund markets—the UK, Germany, Italy, Switzerland, France, Spain, and Sweden—as well as cross-border activity. The study examines the state of mutual fund and exchange-traded fund (ETF) distribution across the main European asset management markets and assesses the implications for asset managers. It also features a deep dive into two of the fastest-growing product segments in Europe, namely environmental, social, and governance (ESG) investing and thematic funds, as well as a comprehensive analysis of the wealth management market in Europe.

USE THIS REPORT TO

- Access a comprehensive analysis of the private banking and independent wealth management markets in Europe
- Explore a complete overview of the ESG product landscape, including an analysis of current and expected demand from retail distribution channels
- Review an in-depth study of the fast-growing thematic segment in Europe, highlighting key themes and players in the industry today
- Examine a special quantitative section, which takes the form of large-scale and granular quantitative analysis of European funds of funds

QUESTIONS ANSWERED

- How is demand for different products changing and how are clients' needs evolving in the wealth management segment in Europe?
- Where can managers find opportunities in the rapidly growing environmental, social, and governance (ESG) segment in Europe?
- What will be the most popular themes for thematic investment among European investors over the next 12 to 24 months?
- Which active, index, and ETF strategies will be in most demand in selected European markets over the next 12 to 24 months?
- In which markets will subadvised assets grow the most over the next two years?

PRODUCT DETAILS

Included with Purchase

- Digital report in PDF format
- Unlimited online firm-wide access
- Exhibits in Excel
- Key findings
- Analyst support
- Interactive Report Dashboards

Interactive Report Dashboards

Interact and explore select report data with Cerulli's visualization tool.

- **European Market Overview:** Explore mutual fund distribution trends across seven different countries in Europe, the top fund managers by assets under management (AUM) in each country, the expected demand for active mutual fund, index fund, and ETF strategies in different country markets, and a customizable forecast of mutual fund AUM with a side-by-side comparison of Cerulli's projections.
- **European Retail ESG:** Navigate a detailed analysis of the European ESG mutual fund and ETF landscape, including market sizing and flows by implementation type and asset class. Review asset managers' views on expected asset growth and demand for European ESG funds by country.
- **Thematic Funds:** Access an in-depth study of European thematic mutual funds and ETFs, including market sizing and flows by fund type and theme, as well as asset managers', private banks', and independent wealth managers' views on expected demand of thematic funds by channel and theme.



CERULLI
ASSOCIATES

Research | Analytics | Consulting

Exhibit 2.06

Asset Managers' Views on Likely ESG Fund Growth by Strategy, 2021

Source: Cerulli Associates

Analyst Note: Asset managers were asked how rapidly they expect ESG funds to grow over the next 12 to 24 months.

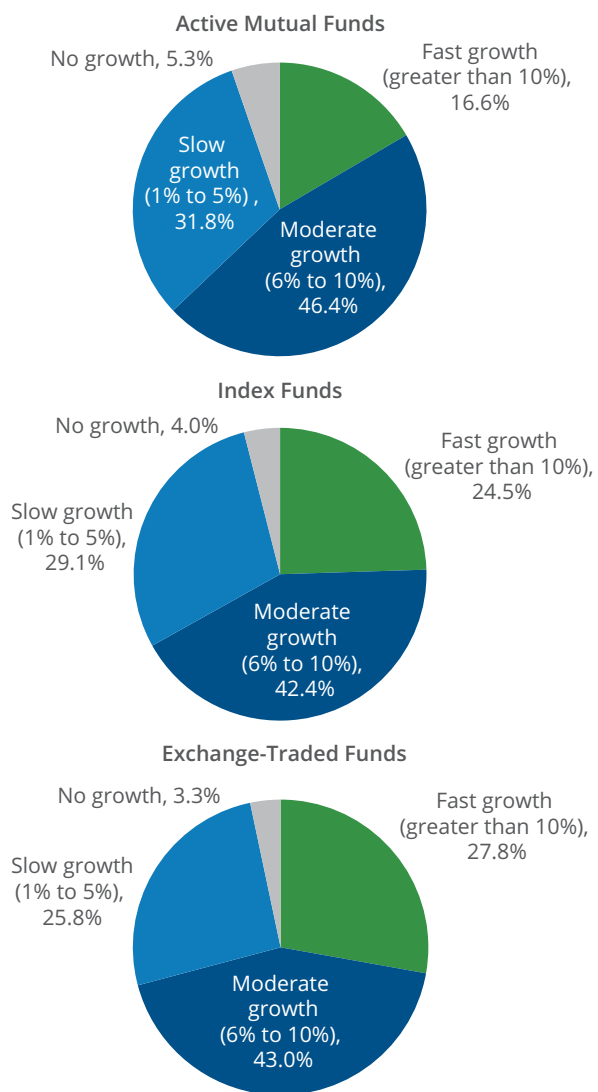




Table of Contents: Expanded



Click for Interactive Report Dashboard of indicated exhibit

- Executive Summary20**
 - Asset Managers' Views on the Likely Growth of Thematic Exchange-Traded Fund Assets by Strategy, 2021 20
 - Asset Managers' Views on Likely ESG Exchange-Traded Fund Growth, 2021 21
 - Asset Managers' Views on ESG Product Demand by ESG Integration Type, 2021 21
 - European Private Banks' and Independent Wealth Managers' Clients' Level of Demand for Selected Alternative Products Over the Next 12–24 Months, 2021 22
- Report Authors23**
- Chapter 1: European Wealth Managers and the Post-COVID-19 Environment24**
 - Exhibit 1.01. European Private Banks' and Independent Wealth Managers' Client Sentiment, 2021 26
 - Exhibit 1.02. European Private Banks' and Independent Wealth Managers' Views on Their Clients' Investment Goals, 2021. 27
 - Exhibit 1.03. European Private Banks' and Independent Wealth Managers' Clients' Portfolios Currently Invested According to Investment Strategies and Expected Changes Over the Next 12–24 Months, 2021 28
 - Exhibit 1.04. European Private Banks' and Independent Wealth Managers' Clients' Level of Demand for Selected Alternative Products Over the Next 12–24 Months, 2021. 29
 - Exhibit 1.05. European Private Banks' and Independent Wealth Managers' Views on Likely Demand for Emerging Market Exposures Over the Next 12–24 Months, 2021 30
 - Exhibit 1.06. European Private Banks' and Independent Wealth Managers' Clients' Level of Demand for Passive Products Over the Next 12–24 Months, 2021 31
 - Exhibit 1.07. European Private Banks' and Independent Wealth Managers' Views on the Most In-Demand Active Mutual Fund Strategies Over the Next 12–24 Months, 2021. 32
 - Exhibit 1.08. European Private Banks' and Independent Wealth Managers' Views on the Most In-Demand Passive Strategies Over the Next 12–24 Months, 2021 33
 - Exhibit 1.09. European Private Banks' and Independent Wealth Managers' Views on the Likely Growth of Thematic Fund Assets Over the Next 12–24 Months, 2021 34
 - Exhibit 1.10. European Private Banks' and Independent Wealth Managers' Views on Which Categories of Thematic Funds Will Be in Most Demand Over the Next 12–24 Months, 2021 35
 -  Exhibit 1.11. European Private Banks' and Independent Wealth Managers' Views on Their Clients' Likely Level of Demand for ESG Funds Over the Next 12–24 Months, 2021 36
 -  Exhibit 1.12. European Private Banks' and Independent Wealth Managers' Views on Which ESG Implementation Types Will See an Increase in Demand Over the Next 12 to 24 Months, 2021. 37
 - Exhibit 1.13. European Private Banks' and Independent Wealth Managers' Views on Their Clients' Interest in ESG Implementation in Selected Asset Classes Over the Next 12–24 Months, 2021 38

Chapter 2: ESG	.40
Exhibit 2.01. Assets Under Management and Net New Flows of European ESG Mutual Funds and ETFs, 2016–2020	42
Exhibit 2.02. Assets Under Management and Net New Flows of European ESG Mutual Funds and ETFs by Implementation Type, 2016–2020	43
Exhibit 2.03. Assets Under Management and Net New Flows of European ESG Mutual Funds by Asset Class, 2016–2020	45
Exhibit 2.04. Number of European ESG Mutual Fund Launches by Implementation Type and Asset Class, 2016–2020	47
Exhibit 2.05. Number of European ESG ETF Launches by Implementation Type and Asset Class, 2016–2020	48
Exhibit 2.06. Asset Managers’ Views on Likely ESG Fund Growth by Strategy, 2021	49
Exhibit 2.07. Asset Managers’ Views on the Likely Growth of ESG Fund Assets by Country and Strategy, 2021	50
Exhibit 2.08. Asset Managers’ Views on ESG Product Demand by ESG Integration Type, 2021	51
Exhibit 2.09. Asset Managers’ Views on ESG Product Demand by ESG Integration Type in Selected Countries, 2021	52
Exhibit 2.10. Asset Managers’ Views on Likely Demand for ESG Fund Assets by Channel, 2021	53
Exhibit 2.11. Asset Managers’ Views on the Likely Growth of ESG Fund Assets in Selected Countries Over the Next 12–24 Months by Channel, 2021	54
Exhibit 2.12. 10 Largest European ESG Mutual Funds and ETF Providers, 2020	55
Exhibit 2.13. Five Largest European ESG Mutual Funds by Implementation Type, 2020 YTD	56
Exhibit 2.14. Five Largest European ESG ETFs by Implementation Type, 2020	57
Chapter 3: Thematic Funds	.58
Exhibit 3.01. Assets Under Management and Net New Flows of European Thematic Mutual Funds and ETFs, 2016–2020	60
Exhibit 3.02. European Thematic Fund Assets Under Management by Theme, 2020	61
Exhibit 3.03. European Thematic Fund Launches, 2010–2020	62
Exhibit 3.04. European Thematic Fund Assets Under Management by Provider, 2020	63
Exhibit 3.05. Asset Managers’ Views on the Likely Growth of Thematic Fund Assets by Strategy, 2021	64
Exhibit 3.06. Asset Managers’ Views on the Likely Launches of New Thematic Funds by Strategy, 2021	65
Exhibit 3.07. Asset Managers’ Views on Current Demand for Thematic Funds by Theme and Likely Changes Over the Next 12 to 24 Months, 2021	66
Exhibit 3.08. Asset Managers’ Views on Likely Demand for Thematic Funds by Channel, 2021	67
Exhibit 3.09. European ETF Issuers’ Views on Likely Demand for Thematic ETFs Over the Next 12–24 Months, 2020	68
Exhibit 3.10. European ETFs Issuers’ Anticipated Demand for Thematic ETFs by Channel, 2020	69
Exhibit 3.11. European ETF Issuers’ Views on Likely Demand for Thematic ETFs by Theme, 2020	70
Exhibit 3.12. Largest European Active Thematic Mutual Funds and ETFs by Themes, 2020	72

Chapter 4: European Overview	.73
Exhibit 4.01. European Investment Funds by Assets Under Management, 2016–2020	76
Exhibit 4.02. European Mutual Fund and Exchange-Traded Fund Assets by Country, 2020	77
Exhibit 4.03. Distribution of European Mutual Funds by Channel, 2020	78
 Exhibit 4.04. European Mutual Funds by Distribution Type, 2020	79
Exhibit 4.05. Strategies That Asset Managers Will Be Promoting the Most in Europe Over the Next 12–24 Months, 2021	80
Exhibit 4.06. European Exchange-Traded Fund Assets by Domicile, 2012–2020	81
Exhibit 4.07. European Smart Beta Exchange-Traded Fund and Actively Managed Exchange-Traded Fund Assets Under Management, 2016–2020	82
Exhibit 4.08. Business-to-Business and Direct-to-Consumer Platform Assets Under Administration in Europe, 2020	83
Exhibit 4.09. Largest European Business-to-Business and Direct-to-Customer Fund Platforms, 2020	84
Exhibit 4.10. Top 20 Asset Managers in Europe by Assets Under Management and Net New Flows, 2018–2020	85
Exhibit 4.11. European Subadvisory Snapshot	86
 Exhibit 4.12. European Mutual Fund Assets Under Management Forecast, 2020–2025E	88
Chapter 5: Cross-Border	.89
Exhibit 5.01. Cross-Border Mutual Fund and Exchange-Traded Fund Assets Under Management and Asset Class Breakdown, 2016–2020	91
Exhibit 5.02. Cross-Border Mutual Fund and Exchange-Traded Fund Net New Flows and Assets Under Management by Sector, 2018–2020	92
Exhibit 5.03. Cross-Border Fund-of-Funds Assets Under Management by Affiliation, 2016–2020	93
Exhibit 5.04. Top Three Strategies That Cross-Border Managers Will Focus Their Sales Efforts on in Selected Countries Over the Next 12–24 Months, 2021	94
Exhibit 5.05. Cross-Border Managers’ Views on the Likely Growth of Thematic Funds and ETFs Over the Next 12–24 Months, 2021	95
Exhibit 5.06. Cross-Border Managers’ Views on the Current Level of Demand for Thematic Funds by Channel and Expected Changes Over the Next 12–24 Months, 2021	96
Exhibit 5.07. Largest 10 Cross-Border Mutual Fund and Exchange-Traded Fund Managers by Assets Under Management and Net New Flows, 2019–2020	98
Exhibit 5.08. Largest 10 Cross-Border Mutual Funds and Exchange-Traded Funds by Assets Under Management and Net New Flows, 2019–2020	99

Chapter 6: United Kingdom	101
📊 Exhibit 6.01. UK Mutual Fund Assets Under Management by Domicile and Asset Class, 2016–2020	103
📊 Exhibit 6.02. UK Mutual Fund Net Retail Sales by Sector, 2019–2020	104
📊 Exhibit 6.03. Strategies That Asset Managers Will Be Promoting the Most in the UK Over the Next 12–24 Months, 2021	105
Exhibit 6.04. UK Mutual Fund Net Retail Sales by Distribution Channel, 2017–2020	107
📊 Exhibit 6.05. Distribution Landscape of Mutual Funds in the UK, 2020	108
Exhibit 6.06. Main Platforms in the UK by Assets Under Administration, 2020	109
Exhibit 6.07. Number of Financial Advisors Advising on Retail Investments in the UK, 2015–2019	111
Exhibit 6.08. Largest 20 Mutual Fund Managers in the UK by Assets Under Management, 2018–September 2020	112
Exhibit 6.09. Asset Managers' Views on Expected Demand for ESG Funds in the UK by Channel, 2021	113
📊 Exhibit 6.10. Asset Managers' Views on ESG Fund Demand in the UK by ESG Integration Type, 2021	114
📊 Exhibit 6.11. UK Fund-of-Funds Snapshot	115
Exhibit 6.12. UK Subadvisory Snapshot	116
Chapter 7: Germany	117
Exhibit 7.01. German Asset Management Industry Landscape, 2010–2020	119
📊 Exhibit 7.02. German Mutual Fund and Exchange-Traded Fund Net New Flows and Assets Under Management by Asset Class, 2018–2020	120
Exhibit 7.03. German Local-Only Mutual Fund Net New Flows and Assets Under Management by Sector, 2018–2020	121
📊 Exhibit 7.04. Strategies That Asset Managers Will Be Promoting the Most in Germany Over the Next 12–24 Months, 2021	122
📊 Exhibit 7.05. Distribution Landscape of Mutual Funds in Germany, 2020	124
Exhibit 7.06. Main Platforms in Germany by Assets Under Administration, 2020	125
Exhibit 7.07. German <i>Maklerpools</i> by Assets Under Administration, 2016–2019	126
Exhibit 7.08. Financial Advisors in Germany by Region, 2020	127
📊 Exhibit 7.09. Asset Managers' Views on Expected Demand for ESG Funds in Germany by Channel, 2021	128
📊 Exhibit 7.10. Asset Managers' Views on ESG Fund Demand in Germany by ESG Integration Type, 2021	129
Exhibit 7.11. Germany Fund-of-Funds Snapshot	130
📊 Exhibit 7.12. Germany Subadvisory Snapshot	131

Chapter 8: Italy	132
Exhibit 8.01. Italian Mutual Fund and Exchange-Traded Fund Assets Under Management by Manager Location, 2016–2020	134
Exhibit 8.02. Italian Mutual Fund and Exchange-Traded Fund Assets Under Management by Asset Class, 2020	135
📊 Exhibit 8.03. Italian Mutual Fund Net New Flows and Assets Under Management by Asset Class, 2018–2020	136
Exhibit 8.04. Italian Local-Only Mutual Fund Net New Flows and Assets Under Management by Sector, 2018–2020	137
Exhibit 8.05. Italian Open-End PIR-Compliant Assets Under Management and Asset Class Breakdown, 2017–2020	138
Exhibit 8.06. Italian ESG Mutual Fund Assets Under Management and Asset Managers’ Marketshare, 2016–2020	139
📊 Exhibit 8.07. Asset Managers’ Views on the Expected Growth of ESG Funds in Italy by Channel, 2021	140
📊 Exhibit 8.08. Asset Managers’ Views on ESG Fund Demand in Italy by ESG Integration Type, 2021	141
📊 Exhibit 8.09. Strategies That Asset Managers Will Be Promoting the Most in Italy Over the Next 12–24 Months, 2021	142
📊 Exhibit 8.10. Distribution Landscape of Mutual Funds in Italy, 2020	144
📊 Exhibit 8.11. Largest 20 Asset Managers in Italy by Assets Under Management, 2018–2020	145
Exhibit 8.12. Italy Fund-of-Funds Snapshot	146
Exhibit 8.13. Italy Subadvisory Snapshot	147
Chapter 9: Switzerland	148
Exhibit 9.01. Swiss Mutual Fund and Exchange-Traded Fund Assets Under Management, 2016–2020	151
Exhibit 9.02. Swiss Fund Assets Under Management by Asset Class, 2016–2020	152
Exhibit 9.03. Swiss Fund Net New Flows by Asset Class, 2016–2020	153
📊 Exhibit 9.04. Local-Only Swiss Mutual Fund Net New Flows and Assets Under Management by Sector, 2018–2020	154
📊 Exhibit 9.05. Strategies That Asset Managers Will Be Promoting the Most in Switzerland Over the Next 12–24 Months, 2021	155
Exhibit 9.06. Swiss Exchange-Traded Fund Assets and Asset Class Breakdown, 2016–2020	157
📊 Exhibit 9.07. Distribution Landscape of Mutual Funds in Switzerland, 2020	158
📊 Exhibit 9.08. Largest 10 Asset Managers in Switzerland by Assets Under Management, 2018–2020	159
Exhibit 9.09. Asset Managers’ Views on Expected Demand for ESG Funds in Switzerland by Channel, 2021	160
📊 Exhibit 9.10. Asset Managers’ Views on ESG Product Demand in Switzerland by ESG Integration Type, 2021	161
Exhibit 9.11. Switzerland Fund-of-Funds Snapshot	162
📊 Exhibit 9.12. Switzerland Subadvisory Snapshot	163

Chapter 10: France	164
ii Exhibit 10.01. French Mutual Fund Industry by Assets Under Management and Asset Class, 2016–2020	166
ii Exhibit 10.02. French Mutual Fund Net New Flows and Assets Under Management by Sector, 2018–2020	167
ii Exhibit 10.03. Strategies That Asset Managers Will Be Promoting the Most in France Over the Next 12–24 Months, 2021	168
ii Exhibit 10.04. Distribution Landscape of Mutual Funds in France, 2020	170
ii Exhibit 10.05. Largest 10 Mutual Fund Managers in France by Assets Under Management and Net New Flows, 2019–2020	171
Exhibit 10.06. Largest 10 Mutual Funds in France by Assets Under Management and Net New Flows, 2019–2020	172
ii Exhibit 10.07. Asset Managers’ Views on Expected Demand for ESG Fund Assets in France by Channel, 2021	173
ii Exhibit 10.08. Asset Managers’ Views on ESG Product Demand in France Today and Over the Next 12–24 Months by ESG Integration Type, 2021	174
Exhibit 10.09. France Fund-of-Funds Snapshot	175
Exhibit 10.10. France Subadvisory Snapshot	176
Chapter 11: Spain	177
Exhibit 11.01. Spanish Mutual Fund and Exchange-Traded Fund Assets Under Management by Manager Location, 2016–2020	180
Exhibit 11.02. Spanish Mutual Fund and Exchange-Traded Fund Assets Under Management by Asset Class, 2020	181
ii Exhibit 11.03. Spanish Local-Only Mutual Fund Net New Flows and Assets Under Management by Sector, 2018–2020	182
ii Exhibit 11.04. Strategies That Asset Managers Will Be Promoting the Most in Spain Over the Next 12–24 Months, 2021	183
ii Exhibit 11.05. Asset Managers’ Views on Expected Demand for ESG Funds in Spain by Channel, 2021	185
ii Exhibit 11.06. Asset Managers’ Views on ESG Product Demand in Spain by ESG Integration Type, 2021	186
Exhibit 11.07. Number of Financial Advisors in Spain by Client Type, 2015–2020	187
ii Exhibit 11.08. Distribution Landscape of Mutual Funds in Spain, 2020	188
ii Exhibit 11.09. Largest 20 Fund Managers in Spain by Assets Under Management, 2019–September 2020	189
Exhibit 11.10. Spain Fund-of-Funds Snapshot	190
Exhibit 11.11. Spain Subadvisory Snapshot	191

Chapter 12: Sweden	192
ii Exhibit 12.01. Swedish Mutual Fund and Exchange-Traded Fund Assets Under Management by Asset Class, 2016–2020	194
ii Exhibit 12.02. Swedish Mutual Fund and Exchange-Traded Fund Assets Under Management and Net New Flows by Asset Class, 2018–2020	195
Exhibit 12.03. Swedish Mutual Fund and Exchange-Traded Fund Assets Under Management and Net New Flows by Investor Type, 2019–2020	196
Exhibit 12.04. Swedish Local-Only Mutual Fund Net New Flows and Assets Under Management by Sector, 2018–2020	197
ii Exhibit 12.05. Strategies That Asset Managers Will Be Promoting the Most in Sweden Over the Next 12–24 Months, 2021	198
ii Exhibit 12.06. Distribution Landscape of Mutual Funds in Sweden, 2020	200
ii Exhibit 12.07. Largest 10 Swedish Local-Only Mutual Fund Managers by Assets Under Management and Net New Flows, 2019–2020	201
ii Exhibit 12.08. Asset Managers’ Views on Expected Demand for ESG Funds in Sweden by Channel, 2021	202
ii Exhibit 12.09. Asset Managers’ Views on ESG Product Demand in Sweden by ESG Integration Type, 2021	203
Exhibit 12.10. Sweden Fund-of-Funds Snapshot	204
Exhibit 12.11. Sweden Subadvisory Snapshot	205
Special Quant	206
Exhibit SQ.01. Top 10 Domiciles of European Funds of Funds by Assets Under Management, 2020	207
Exhibit SQ.02. Percentage of European Fund-of-Funds’ Allocation of Underlying Assets by Country, 2020	207
Exhibit SQ.03. Top 10 European Fund-of-Funds Managers by Assets Under Management, 2020	208
Exhibit SQ.04. Top 10 European Fund-of-Funds Managers by Underlying Assets in Proprietary Products, 2020	208
Exhibit SQ.05. Top 10 European Fund-of-Funds Managers by Underlying Assets in Third-Party Products, 2020	209
Exhibit SQ.06. Top 10 Underlying Unaffiliated Managers by Fund Assets in Europe, 2020	210
Exhibit SQ.07. Top 10 Sectors by Third-Party Underlying Fund-of-Funds Assets in Europe, 2020	210
Exhibit SQ.08. Top 10 Underlying Affiliated/In-House Managers by Fund Assets in Europe, 2020	210
Exhibit SQ.09. Top 10 Sectors by Proprietary Underlying Fund-of-Funds Assets in Europe, 2020	210
Exhibit SQ.10. Top 20 Third-Party Underlying Funds of European Funds of Funds by Assets Under Management, 2020	211

Exhibit SQ.11. Breakdown of European Funds of Funds’ Underlying Assets by Type and Domicile, 2020. 212

Exhibit SQ.12. Top 10 UK Fund-of-Funds Managers by Underlying Assets in Proprietary Products, 2020 213

Exhibit SQ.13. Top 10 UK Fund-of-Funds Managers by Underlying Assets in Third-Party Products, 2020. 213

Exhibit SQ.14. Top 10 Underlying Unaffiliated Managers by Fund Assets in the UK, 2020. 214

Exhibit SQ.15. Top 10 Sectors by Third-Party Underlying Fund-of-Funds Assets in the UK, 2020 214

Exhibit SQ.16. Top 10 Underlying Affiliated/In-House Managers by Fund Assets in the UK, 2020 214

Exhibit SQ.17. Top 10 Sectors by Proprietary Underlying Fund-of-Funds Assets in the UK, 2020. 214

Exhibit SQ.18. Top 20 Third-Party Underlying Funds of UK Funds of Funds by Assets Under Management, 2020 215

Exhibit SQ.19. Top 10 German Fund-of-Funds Managers by Underlying Assets in Proprietary Products, 2020. 216

Exhibit SQ.20. Top 10 German Fund-of-Funds Managers by Underlying Assets in Third-Party Products, 2020 216

Exhibit SQ.21. Top 10 Underlying Unaffiliated Managers by Fund Assets in Germany, 2020 217

Exhibit SQ.22. Top 10 Sectors by Third-Party Underlying Fund-of-Funds Assets in Germany, 2020. 217

Exhibit SQ.23. Top 10 Underlying Affiliated/In-House Managers by Fund Assets in Germany, 2020 217

Exhibit SQ.24. Top 10 Sectors by Proprietary Underlying Fund-of-Funds Assets in Germany, 2020 217

Exhibit SQ.25. Top 20 Third-Party Underlying Funds of German Funds of Funds by Assets Under Management, 2020. 218

Exhibit SQ.26. Top 10 Italian Fund-of-Funds Managers by Underlying Assets in Proprietary Products, 2020. 219

Exhibit SQ.27. Top 10 Italian Fund-of-Funds Managers by Underlying Assets in Third-Party Products, 2020. 219

Exhibit SQ.28. Top 10 Underlying Unaffiliated Managers by Fund Assets in Italy, 2020 220

Exhibit SQ.29. Top 10 Sectors by Third-Party Underlying Fund-of-Funds Assets in Italy, 2020 220

Exhibit SQ.30. Top 10 Underlying Affiliated/In-House Managers by Fund Assets in Italy, 2020. 220

Exhibit SQ.31. Top 10 Sectors by Proprietary Underlying Fund-of-Funds Assets in Italy, 2020 220

Exhibit SQ.32. Top 20 Third-Party Underlying Funds of Italian Funds of Funds by Assets Under Management, 2020 221

Exhibit SQ.33. Top 10 Swiss Fund-of-Funds Managers by Underlying Assets in Proprietary Products, 2020 222

Exhibit SQ.34. Top 10 Swiss Fund-of-Funds Managers by Underlying Assets in Third-Party Products, 2020 222

Exhibit SQ.35. Top 10 Underlying Unaffiliated Managers by Fund Assets in Switzerland, 2020 223

Exhibit SQ.36. Top 10 Sectors by Third-Party Underlying Fund-of-Funds Assets in Switzerland, 2020 223

Exhibit SQ.37. Top 10 Underlying Affiliated/In-House Managers by Fund Assets in Switzerland, 2020 223

Exhibit SQ.38. Top 10 Sectors by Proprietary Underlying Fund-of-Funds Assets in Switzerland, 2020 223

Exhibit SQ.39. Top 20 Third-Party Underlying Funds of Swiss Funds of Funds by Assets Under Management, 2020 224

Exhibit SQ.40. Top 10 French Fund-of-Funds Managers by Underlying Assets in Proprietary Products, 2020 225

Exhibit SQ.41. Top 10 French Fund-of-Funds Managers by Underlying Assets in Third-Party Products, 2020 225

Exhibit SQ.42. Top 10 Underlying Unaffiliated Managers by Fund Assets in France, 2020 226

Exhibit SQ.43. Top 10 Sectors by Third-Party Underlying Fund-of-Funds Assets in France, 2020 226

Exhibit SQ.44. Top 10 Underlying Affiliated/In-House Managers by Fund Assets in France, 2020 226

Exhibit SQ.45. Top 10 Sectors by Proprietary Underlying Fund-of-Funds Assets in France, 2020 226

Exhibit SQ.46. Top 20 Third-Party Underlying Funds of French Funds of Funds by Assets Under Management, 2020 227

Exhibit SQ.47. Top 10 Spanish Fund-of-Funds Managers by Underlying Assets in Proprietary Products, 2020 228

Exhibit SQ.48. Top 10 Spanish Fund-of-Funds Managers by Underlying Assets in Third-Party Products, 2020 228

Exhibit SQ.49. Top 10 Underlying Unaffiliated Managers by Fund Assets in Spain, 2020 229

Exhibit SQ.50. Top 10 Sectors by Third-Party Underlying Fund-of-Funds Assets in Spain, 2020 229

Exhibit SQ.51. Top 10 Underlying Affiliated/In-House Managers by Fund Assets in Spain, 2020 229

Exhibit SQ.52. Top 10 Sectors by Proprietary Underlying Fund-of-Funds Assets in Spain, 2020 229

Exhibit SQ.53. Top 20 Third-Party Underlying Funds of Spanish Funds of Funds by Assets Under Management, 2020 230

Exhibit SQ.54. Top 10 Swedish Fund-of-Funds Managers by Underlying Assets in Proprietary Products, 2020 231

Exhibit SQ.55. Top 10 Swedish Fund-of-Funds Managers by Underlying Assets in Third-Party Products, 2020 231

Exhibit SQ.56. Top 10 Underlying Unaffiliated Managers by Fund Assets in Sweden, 2020 232

Exhibit SQ.57. Top 10 Sectors by Third-Party Underlying Fund-of-Funds Assets in Sweden, 2020 232

Exhibit SQ.58. Top 10 Underlying Affiliated/In-House Managers by Fund Assets in Sweden, 2020 232

Exhibit SQ.59. Top 10 Sectors by Proprietary Underlying Fund-of-Funds Assets in Sweden, 2020 232

Exhibit SQ.60. Top 20 Third-Party Underlying Funds of Swedish Funds of Funds by Assets Under Management, 2020 233

Company Index 234

Company Index

AJ Bell.....	84, 107
Allfunds	83, 84, 87
Allianz	42, 63, 118, 120
Amati Global Investors	46
Amundi.....	49, 137, 138, 165, 170, 171
Artemis.....	42, 49, 59, 62, 63, 73, 85, 89, 98, 112, 149, 158, 165, 170, 193, 195
AtomInvest.....	74
Attrax.....	125
Aviva	44, 52, 107, 178, 189
AXA.....	118, 169
Azimut	133, 137
Baillie Gifford.....	112
Banca Generali	139
Bank of America.....	53
Bankia.....	177, 188, 189
BBVA.....	177, 189
Bessemer Venture Partners	71
BlackRock.....	44
BNP Paribas	59, 62, 63, 73, 84, 85, 171
Broadridge.....	36, 41, 43, 89, 117, 137, 148, 149, 153, 154, 167, 174, 177, 182, 192, 197
Brown Brothers Harriman.....	68, 82
CaixaBank	177, 188, 189
Candriam	65
Capital Strategies Partners	178, 189
Clearstream	83
Comdirect	125
ConsensSys.....	83
Consorsbank.....	125
Coronation Fund Managers.....	93
Credem.....	144
Crédit Mutuel.....	171
Credit Suisse.....	26, 148, 149, 152, 154, 158, 159, 193, 195
Deutsche Bank	125
DNCA Investments.....	169

DWS	118, 125, 128
Euromobiliare Asset Management	144
Fidelity	82, 110, 144, 178, 189, 197
Fideuram	145
Fondsnet	126
Franklin Templeton	194
GAM	149
Global X	68
Gruppo Intesa SanPaolo	145
HANetf	68
Hargreaves Lansdown	84, 110
Invesco	65, 149, 156
JPMorgan	30, 89, 148, 159, 177, 184
Kairos	137
Krane Funds Advisors	65
La Banque Postale	164, 171
Legal & General Investment Management	59, 62, 63, 110, 193, 201
Lyxor	49, 59, 63, 65, 97
M&G	145
Manulife	201
MCH Investment Strategies	177, 184
Mediolanum	145
MFEX	83, 84
Moonfare	74
Morgan Stanley	71, 93
Morningstar	26, 61, 62, 95, 206
MSCI	31, 71, 120, 156, 166, 194
Muzinich	133, 178
MyInvestor	178, 189
Nasdaq	71, 154
Natixis	164, 171
Netfonds	126
Neuberger Berman	193, 201
Ninety One	43

Nordea	50, 199
NZS Capital	145
Opcimmo	172
Pictet.....	26, 59, 62, 63, 73, 85, 149, 153, 194, 195
Rize ETF	68
Rockefeller Asset Management.....	152
Santander	177, 178, 184, 188, 189
Schroders.....	107, 145
SGA	145
Société Générale.....	84, 165, 170
Solactive	71
Standard Life Aberdeen	85, 107
Svenska Handelsbanken.....	192, 201
Swisscanto	148, 159
Swiss Life Asset Managers	149, 158
Tikehau Capital.....	145, 178
Tilney Group	93
UBS	26, 30, 49, 71, 148, 152, 159
Union Investment	120, 129
Universal-Investment	125
Vanguard.....	125
Vontobel.....	148, 159
WisdomTree	63, 71